



**DRONACHARYA**  
College of Engineering

INTELLIGENT SYSTEMS (CSE-303-F)

Section B

**Rule Based Deduction System**

# Rule-Based Deduction Systems

The way in which a piece of knowledge is expressed by a human expert carries important information,

**example:** if the person has fever and feels tummy-pain then **she may have an infection.**

In logic it can be expressed as follows:

$$\forall x. (\text{has\_fever}(x) \ \& \ \text{tummy\_pain}(x) \rightarrow \text{has\_an\_infection}(x))$$

If we convert this formula to **clausal form** we lose the content as then we may have equivalent formulas like:

$$(i) \ \text{has\_fever}(x) \ \& \ \sim\text{has\_an\_infection}(x) \rightarrow \sim\text{tummy\_pain}(x)$$

$$(ii) \ \sim\text{has\_an\_infection}(x) \ \& \ \text{tummy\_pain}(x) \rightarrow \sim\text{has\_fever}(x)$$

Notice that:

- (i) and (ii) are **logically equivalent** to the original sentence
- they have **lost the main information** contained in its formulation.

# Forward production systems

- ◎ The main idea behind the forward/backward production systems is:
  - to take **advantage of the implicational form** in which production rules are stated by the expert
  - and use that information to help achieving the goal.
- ◎ In the present systems the formulas have two forms:
  - rules
  - and facts

# Forward production systems

- ◎ Rules are the **productions** stated in implication form.
  - Rules express specific knowledge about the problem.
  - Facts are assertions not expressed as implications.
  - The task of the system will be to prove a **goal formula** with these facts and rules.
  - In a **forward production system** the rules are expressed as **F-rules**
  - F-rules operate on the **global database** of facts until the termination condition is achieved.
  - This sort of proving system is a **direct system** rather than a **refutation system**.
- ◎ Facts
  - Facts are expressed in **AND/OR form**.
  - An expression in AND/OR form consists on sub-expressions of literals connected by & and V symbols.
  - An expression in AND/OR form **is not in clausal form**.

# Forward production systems

Steps to **transform** facts **into AND/OR form** for forward system:

1. *Eliminate* (temporarily) implication symbols.
2. Reverse quantification of variables in first disjunct by *moving negation symbol*.
3. *Skolemize* existential variables.
4. Move all **universal quantifiers** to the front and drop.
5. **Rename variables** so the same variable does not occur in different main conjuncts
  - Main conjuncts are small AND/OR trees, not necessarily sum of literal clauses as in Prolog.

## EXAMPLE

Original formula:  $\exists u. \forall v. \{q(v, u) \& \sim[[r(v) \vee p(v)] \& s(u, v)]\}$

converted formula:  $q(w, a) \& \{[\sim r(v) \& \sim p(v)] \vee \sim s(a, v)\}$

Conjunction of two main  
conjuncts



Various variables in conjuncts

All variables appearing on the final expressions are assumed to be **universally quantified**.

# Rule-Based Deduction Systems: forward production systems

## F-rules

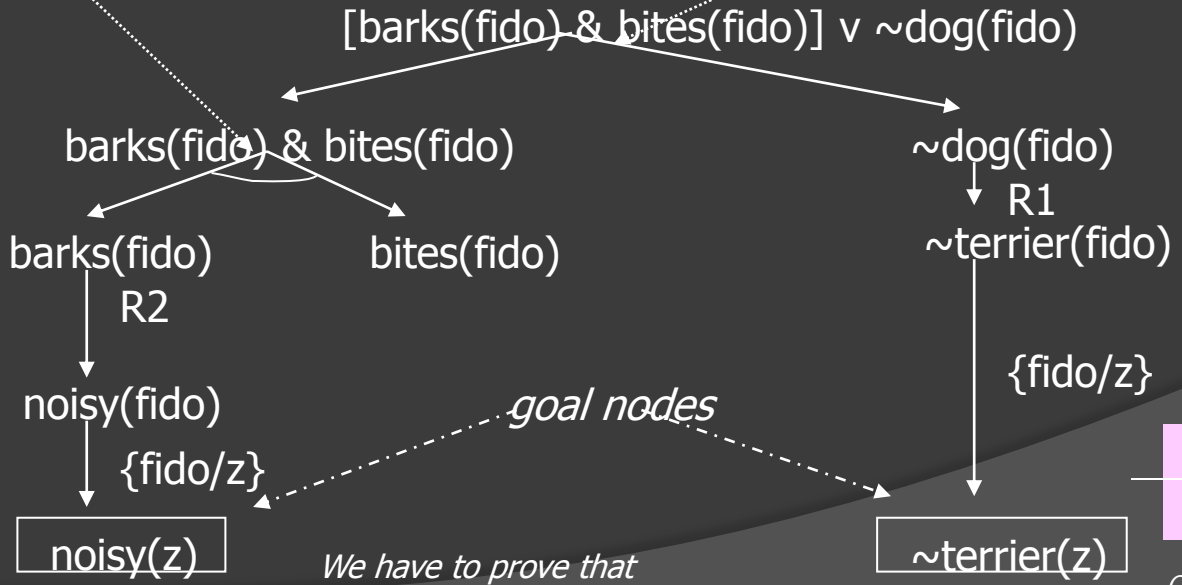
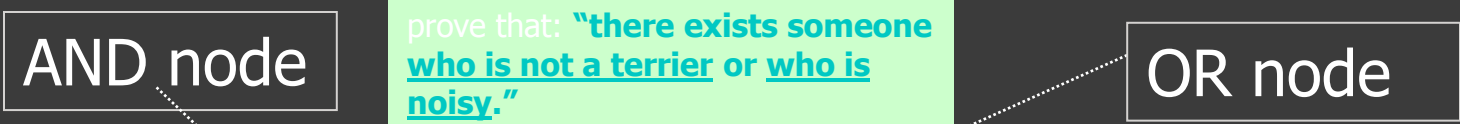
Rules in a **forward production system** will be applied to the AND/OR graph to produce new transformed graph structures.

We assume that rules in a forward production system are of the form:

$$L \implies W,$$

where L is a literal and **W is a formula in AND/OR form.**

- Recall that a rule of the form  $(L1 \vee L2) \implies W$  is equivalent to the pair of rules:  $L1 \implies W \vee L2 \implies W$ .



We cannot prove this branch but we do not have to since one branch of OR was proven by showing Fido

- Dog(Fido)
- barks(Fido)
- Not terrier(Fido)|
- Noisy(Fido)

- NOT Dog(Fido)
- Not terrier(Fido)|

We have to prove that there is X that is noisy.  
X=Fido

Or we have to prove that there is X that X is not a terrier

# forward production systems

Steps to transform the rules into a [free-quantifier form](#):

1. Eliminate (temporarily) implication symbols.
2. Reverse quantification of variables in first disjunct by moving negation symbol.
3. Skolemize existential variables.
4. Move all universal quantifiers to the front and drop.
5. Restore implication.

All variables appearing on the final expressions are assumed to be universally quantified.

E.g. Original formula:  $\forall x. (\exists y. \forall z. (p(x, y, z)) \rightarrow \forall u. q(x, u))$

Converted formula:  $p(x, y, f(x, y)) \rightarrow q(x, u).$

Skolem  
function



Restored  
implication

# forward production systems

A full example:

- ⊙ Fact: Fido barks and bites, or Fido is not a dog.
- ⊙ (R1) All terriers are dogs.
- ⊙ (R2) Anyone who barks is noisy.

Based on these facts, prove that: “there exists someone who is not a terrier or who is noisy.”

Logic representation:

$(\text{barks}(\text{fido}) \ \& \ \text{bites}(\text{fido})) \ \vee \ \sim\text{dog}(\text{fido})$

R1:  $\text{terrier}(x) \rightarrow \text{dog}(x)$

R2:  $\text{barks}(y) \rightarrow \text{noisy}(y)$

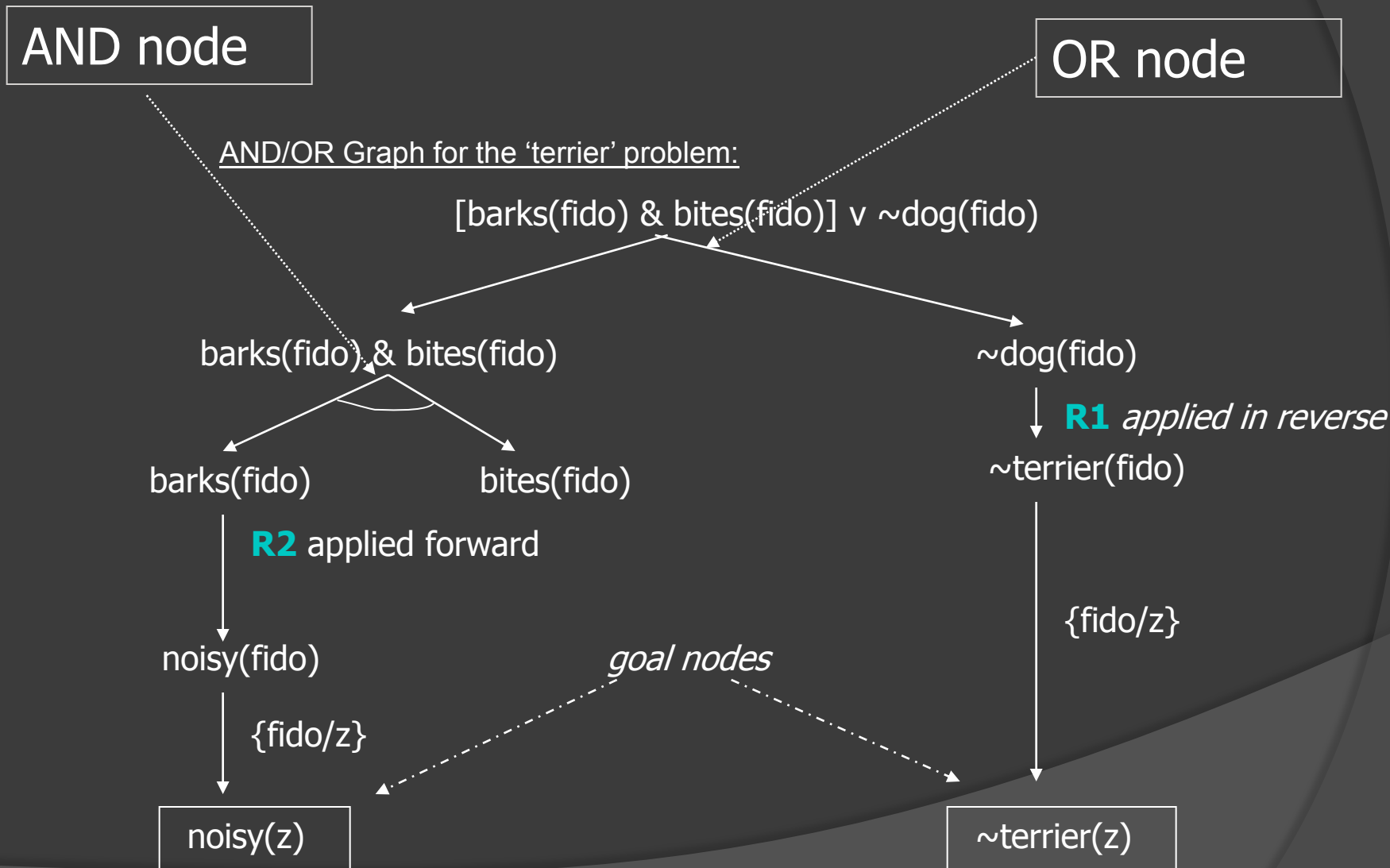
goal:  $\exists w.(\sim\text{terrier}(w) \vee \text{noisy}(w))$

*goal*



# Rule-Based Deduction Systems: forward production systems

## *From facts to goal*



# Backward production systems

## B-Rules

We restrict B-rules to expressions of the form:  $W \implies L$ ,  
where  $W$  is an expression in AND/OR form and  $L$  is a literal,  
and the scope of quantification of any variables in the implication is the entire  
implication.

Recall that  $W \implies (L1 \ \& \ L2)$  is equivalent to the two rules:  $W \implies L1$  and  $W \implies L2$ .

An important property of logic is the **duality** between assertions and goals in  
theorem-proving systems.

Duality between assertions and goals allows the **goal expression** to be treated as  
if it were an assertion.

**Conversion of the goal expression into AND/OR form:**

1. Elimination of implication symbols.
2. Move negation symbols in.
3. Skolemize existential variables.
4. Drop existential quantifiers. Variables remaining in the AND/OR form are considered to be existentially quantified.

Goal clauses are **conjunctions of literals** and the **disjunction of these clauses** is the  
**clause form** of the goal well-formed formula.

# Example 1 of formulation of Rule-Based Deduction Systems

## 1. Facts:

dog(fido)  
~barks(fido)  
wags-tail(fido)  
meows(myrtle)

R2

## Rules:

R1: [wags-tail(x1) & dog(x1)] → friendly(x1)  
R2: [friendly(x2) & ~barks(x2)] → ~afraid(y2,x2)  
R3: dog(x3) → animal(x3)  
R4: cat(x4) → animal(x4)  
R5: meows(x5) → cat(x5)

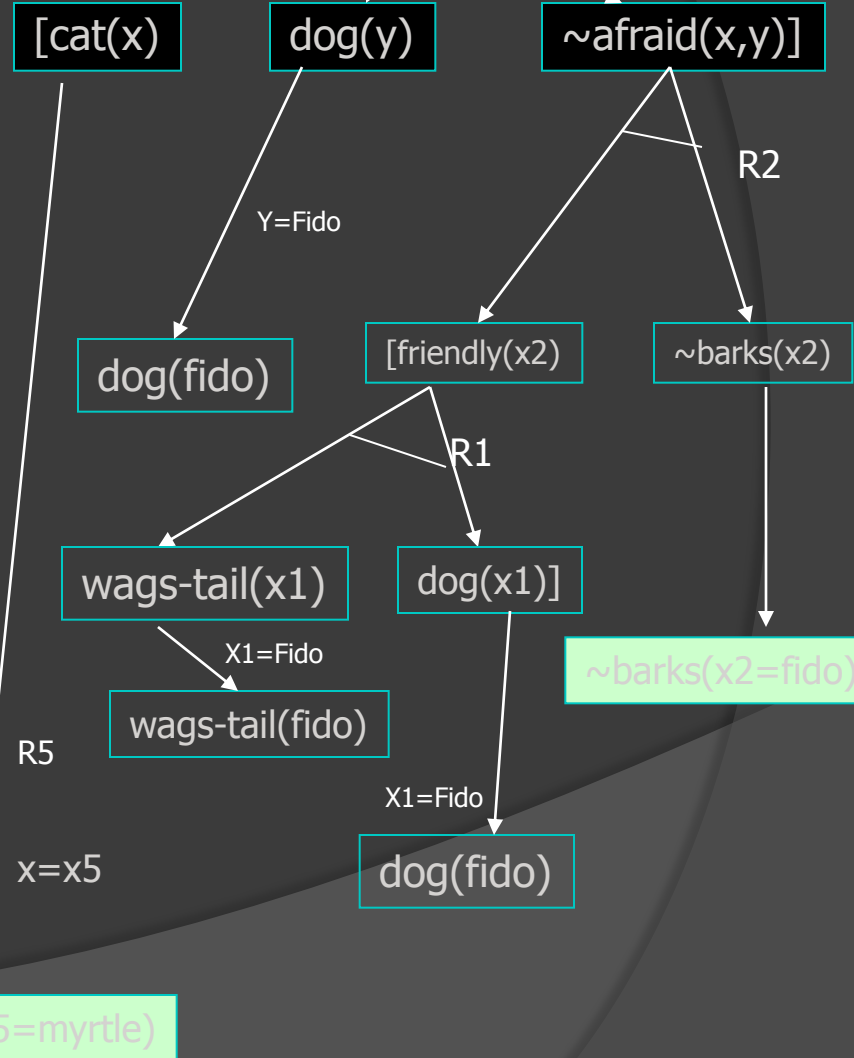
Suppose we want to ask if there are a cat and a dog such that the cat is unafraid of the dog.

The goal expression is:

$\exists x. \exists y. [\text{cat}(x) \ \& \ \text{dog}(y) \ \& \ \sim\text{afraid}(x,y)]$

*We treat the goal expression as an assertion*

$\exists x. \exists y. [\text{cat}(x) \ \& \ \text{dog}(y) \ \& \ \sim\text{afraid}(x,y)]$



# Homework: formulation of Rule-Based Deduction Systems

2. The blocks-world situation is described by the following set of wffs:

on\_table(a)                      clear(e)

on\_table(c)                      clear(d)

on(d,c)                          heavy(d)

on(b,a)                          wooden(b)

heavy(b)                        on(e,b)

The following statements provide general knowledge about this blocks world:

Every big, blue block is on a green block.

Each heavy, wooden block is big.

All blocks with clear tops are blue.

All wooden blocks are blue.

Represent these statements by a set of implications having single-literal consequents.

Draw a consistent AND/OR solution tree (using B-rules) that solves the problem: “Which block is on a green block?”

# ***HOMEWORK Problem 2. Transformation of rules and goal:***

Facts:

f1: on_table(a)	f6: clear(e)
f2: on_table(c)	f7: clear(d)
f3: on(d,c)	f8: heavy(d)
f4: on(b,a)	f9: wooden(b)
f5: heavy(b)	f10: on(e,b)

Rules:

R1: big(y1) ^ blue(y1) → green(g(y1))	Every big, blue block is on a green block.
R2: big(y0) ^ blue(y0) → on(y0,g(y0))	“ “ “ “ “ “ “ “ “
R3: heavy(z) ^ wooden(z) → big(z)	Each heavy, wooden block is big.
R4: clear(x) → blue(x)	All blocks with clear tops are blue.
R5: wooden(w) → blue(w)	All wooden blocks are blue.

Goal:

green(u) ^ on(v,u)                      Which block is on a green block?

# HOMEWORK PROBLEM 3. Information Retrieval System

- We have a set of facts containing personnel data for a business organization
- and we want an automatic system to answer various questions about personal matters.

## ○ Facts

John Jones is the manager of the Purchasing Department.

```
manager(p-d,john-jones)
works_in(p-d, joe-smith)
works_in(p-d,sally-jones)
works_in(p-d,pete-swanson)
```


Harry Turner is the manager of the Sales Department.

```
manager(s-d,harry-turner)
works_in(s-d,mary-jones)
works_in(s-d,bill-white)
married(john-jones,mary-jones)
```

# Rule-Based Deduction Systems

## Rules

R1: manager(x,y)  $\rightarrow$  works\_in(x,y)



R2: works\_in(x,y) & manager(x,z)  $\rightarrow$  boss\_of(y,z)



R3: works\_in(x,y) & works\_in(x,z)  $\rightarrow$  ~married(y,z)

R4: married(y,z)  $\rightarrow$  married(z,y)

R5: [married(x,y) & works\_in(p-d,x)  $\rightarrow$  insured\_by(x,eagle-corp)

In this company married people should not work in the same department

With these facts and rules a **simple backward production system** can answer a variety of questions.

Build solution graphs for the following questions:

1. Name someone who works in the Purchasing Department.
2. Name someone who is married and works in the sales department.
3. Who is Joe Smith's boss?
4. Name someone insured by Eagle Corporation.
5. Is John Jones married with Sally Jones?

# Planning

- **Planning** is fundamental to “intelligent” behavior. E.g.
  - assembling tasks
  - route finding
  - planning chemical processes
  - planning a report
- **Representation**

The planner has to represent states of the world it is operating within, and to predict consequences of carrying actions in its world. E.g.

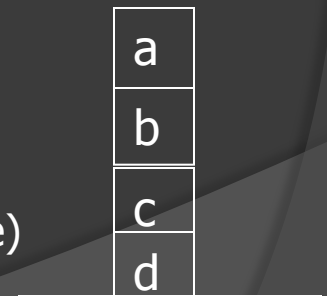
initial state:

on(a,b)  
on(b,table)  
on(d,c)  
on(c,table)  
clear(a)  
clear(d)



final state:

on(a,b)  
on(b,c)  
on(c,d)  
on(d,table)  
clear(a)





# Planning

- ⦿ Representing an action

One standard method is by specifying **sets of preconditions** and **effects**, e.g.

**pickup(X) :**

**preconditions:** clear(X), handempty.

**deletelist:** on(X,\_), clear(X), handempty.

**addlist:** holding(X).

# Planning

## ◎ The Frame Problem in Planning

- ◎ This is the problem of how to keep track in a representation of the world of all the effects that an action may have.
- ◎ The action representation given is the one introduced by STRIPS (Nilsson) and is an **attempt to** a solution to the **frame problem**
  - but it is only adequate for simple actions in simple worlds.

## ◎ The Frame Axiom

- ◎ The frame axiom states that a fact is true if it is **not in the last delete list** and was true in the previous state.
- ◎ The frame axiom states that a fact is false if it is **not in the last add list** and was **false in the previous state**.

# Planning

## ◎ Control Strategies

- Forward Chaining
- Backward Chaining

The choice on which of these strategies to use depends on the problem, **normally backward chaining is more effective.**

# Planning



## Example:

### Initial State

~~clear(b), clear(c), on(c,a), ontable(a), ontable(b), handempty~~

### Goal

~~on(b,c) & on(a,b)~~

### Rules

R1: pickup(x)

P & D: ontable(x), clear(x),  
handempty

A: holding(x)

R2: putdown(x)

P & D: holding(x)

A: ontable(x), clear(x), handempty

R3: stack(x,y)

P & D: holding(x), clear(y)

A: handempty, on(x,y), clear(x)

R4: unstack(x,y)

P & D: on(x,y), clear(x), handempty

A: holding(x), clear(y)

# Planning

{unstack(c,a), putdown(c), pickup(b), stack(b,c), pickup(a), stack(a,b)}



Initial situation

next situation

TRIANGLE TABLE

0

on(c,a)  
clear(c)  
handempty

unstack(c,a)

1

holding(c)

2

putdown(c)

ontable(b)  
clear(b)

handempty

3

pickup(b)

4

stack(b,c)

5

pickup(a)

6

stack(a,b)

ontable(a)

clear(a)

clear(c)

holding(b)

handempty

holding(a)

on(a,b)

on(b,c)

← goal

{unstack(c,a), putdown(c), pickup(b), stack(b,c), pickup(a), stack(a,b)}

Conditions for action

# Planning

## Homework and exam exercises

1. Describe how the **two SCRIPS rules pickup(x) and stack(x,y) could be combined into a macro-rule put(x,y).**

What are the **preconditions**, delete list and add list of the new rule.

Can you specify a general procedure for creating macro-rules components?

1. Consider the problem of devising a plan for a **kitchen-cleaning robot**.
  - (i) Write a set of STRIPS-style operators that might be used.
    - When you describe the operators, take into account the following considerations:
      - (a) Cleaning the stove or the refrigerator will get the floor dirty.
      - (b) The stove must be clean before covering the drip pans with tin foil.
      - (c) Cleaning the refrigerator generates garbage and messes up the counters.
      - (d) Washing the counters or the floor gets the sink dirty.
  - (ii) Write a description of an initial state of a kitchen that has a dirty stove, refrigerator, counters, and floor.

(The sink is clean, and the garbage has been taken out).

Also write a description of the goal state where everything is clean, there is no trash, and the stove drip pans have been covered with tin foil.